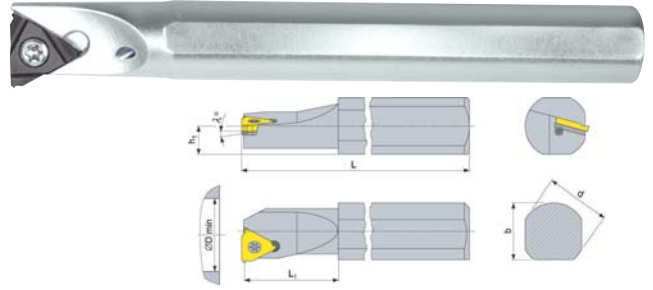
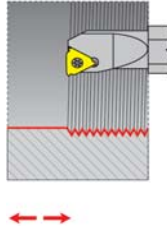


Portainsero per filettatura interna

Portainsero per filettatura interna, fissaggio a vite, per inserto passo metrico da 0,5÷3 mm o pollici 8÷28 filetti/1".



Finale Codice	A60620		A60625		Tipo	Dimensioni					
	R €	L €	d attacco (mm)	L (mm)		L1 (mm)	h1 (mm)	D min (mm)	y (°)		
0012	---	◇			A1016 SIR K11	10-16	125	31	7	12	1,5
0022	---	◇			A1216 SIR K11	12-16	125	36	7	15	1,5
0032	---	◇			A1216 SIR M 16	12-16	150	36	7	16	1,5
0042	---	◇			A16 SIR P 16	16	170	34	7,5	19	1,5
0052	---	◇			A20 SIR P 16	20	170	34	9	24	1,5
0062	---	◇			A25 SIR R 16	25	180	34	11,5	29	1,5
0070	---	◇			SIR 2532 S 16	25-32	250	-	12,5	36	1,5
0012	---	◇	---	◇	A1016 SIL K11	10-16	125	31	7	12	1,5
0022	---	◇	---	◇	A1216 SIL K11	12-16	125	36	7	15	1,5
0032	---	◇	---	◇	A1216 SIL M 16	12-16	150	36	7	16	1,5
0042	---	◇	---	◇	A16 SIL P 16	16	170	34	7,5	19	1,5
0052	---	◇	---	◇	A20 SIL P 16	20	170	34	9	24	1,5
0062	---	◇	---	◇	A25 SIL R 16	25	180	34	11,5	29	1,5
0070	---	◇	---	◇	SIL 2532 S 16	25-32	250	-	12,5	36	1,5

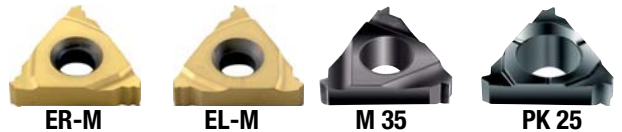
Ricambi

Finale Codice	Tipo	Ricambi					
		Inserto	Sottopiacchetta	Vite inserto	Vite sottopiacchetta	Chiave sottopiacchetta	Giravite inserto
0012	A1016 SIR K11	TN11NR	-	A559004020	-	-	N202350070
0022	A1216 SIR K11	TN16NR	A559202110	A559004030	A559103010	N200500250	N202350150
0032	A1216 SIR M 16			A559004010			
0042	A16 SIR P 16						
0052	A20 SIR P 16	TN16NL	A559202120	A559004030	A559103010	N200500250	N202350150
0062	A25 SIR R 16			A559004010			
0070	SIR 2532 S 16						
0012	A1016 SIL K11	TN11NL	-	A559004020	-	-	N202350070
0022	A1216 SIL K11	TN16NL	A559202120	A559004030	A559103010	N200500250	N202350150
0032	A1216 SIL M 16			A559004010			
0042	A16 SIL P 16						
0052	A20 SIL P 16						
0062	A25 SIL R 16						
0070	SIL 2532 S 16						

Inserti: vedi pag. 414/415.

Inserto in metallo duro filettatura esterna

Inserto in metallo duro a profilo completo per filettatura esterna destra e sinistra ISO 60°, per operazioni di filettatura su tutti i materiali.



Codice	€	Pz	Tipo	Passo (mm)		P	M	K	N	S	H	
A573200010	---	◇	10	TN16 ER 050 M U 9035	0,5	Vc m/min.	135-165	80-95	125-155	200-575	25-45	25-30
A573200015	---	◇	2	TN16 ER 075 M PK 25	0,75	Vc m/min.	100-150	60-90	90-125	-	-	-
A573200020	---	◇	10	TN16 ER 075 M U 9035	0,75	Vc m/min.	135-165	80-95	125-155	200-575	25-45	25-30
A573200023	---	◇	2	TN16 ER 075 M M 35	0,75	Vc m/min.	85-135	80-120	-	200-450	25-40	-
A573200025	---	◇	2	TN16 ER 100 M PK 25	1	Vc m/min.	100-150	60-90	90-125	-	-	-
A573200030	---	◇	10	TN16 ER 100 M U 9035	1	Vc m/min.	135-165	80-95	125-155	200-575	25-45	25-30
A573200033	---	◇	2	TN16 ER 100 M M 35	1	Vc m/min.	85-135	80-120	-	200-450	25-40	-
A573200035	---	◇	2	TN16 ER 125 M PK 25	1,25	Vc m/min.	100-150	60-90	90-125	-	-	-
A573200040	---	◇	10	TN16 ER 125 M U 9035	1,25	Vc m/min.	135-165	80-95	125-155	200-575	25-45	25-30