



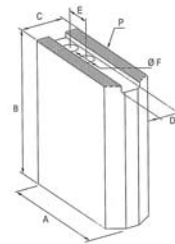
← Pagina precedente

Codice	€	Per ø mandrini (mm)	A (mm)	B (mm)	C (mm)	D H7 (mm)	E (mm)	ø F (mm)	Passo P
C053400030	---	254 (10")	110	40	40	16	30	13	1,5 x 60°
C053400035	---	305 (12")	125	50	50	18	30	15	1,5 x 60°
C053400040	---	305 (12")	125	50	50	21	30	17	1,5 x 60°

Codice	€	Per ø mandrini (mm)	A (mm)	B (mm)	C (mm)	D H7 (mm)	E (mm)	ø F (mm)	Passo P
C053400045	---	381 (15")	165	60	60	22	43	21	1,5 x 60°
C053400050	---	381 (15")	165	60	60	25,5	43	21	1,5 x 60°
C053400055	---	457 (18")	180	70	70	25	60	21	3 x 60°

Morsetto tenero KITAGAWA alto

Morsetto tenero **alto** per mandrini autocentranti KITAGAWA pneumatici idraulici.



Codice	€	Per ø mandrini (mm)	A (mm)	B (mm)	C (mm)	D H7 (mm)	E (mm)	ø F (mm)	Passo P
C053450005	---	110	55	40	25	10	14	8,5	1,5 x 60°
C053450010	---	110	55	50	25	10	14	8,5	1,5 x 60°
C053450015	---	110	55	60	25	10	14	8,5	1,5 x 60°
C053450020	---	127	62	40	25	10	19	8,5	1,5 x 60°
C053450025	---	127	62	50	25	10	19	8,5	1,5 x 60°
C053450030	---	127	62	60	25	10	19	8,5	1,5 x 60°
C053450035	---	152	72	50	30	12	20	11	1,5 x 60°
C053450040	---	152	72	60	30	12	20	11	1,5 x 60°
C053450045	---	152	72	80	30	12	20	11	1,5 x 60°
C053450050	---	152	72	100	30	12	20	11	1,5 x 60°
C053450055	---	152	72	120	30	12	20	11	1,5 x 60°
C053450060	---	203	95	50	40	14	25	13	1,5 x 60°
C053450065	---	203	95	60	40	14	25	13	1,5 x 60°
C053450070	---	203	95	80	40	14	25	13	1,5 x 60°
C053450075	---	203	95	100	40	14	25	13	1,5 x 60°
C053450080	---	203	95	120	40	14	25	13	1,5 x 60°
C053450085	---	254	110	50	40	16	30	13	1,5 x 60°
C053450090	---	254	110	60	40	16	30	13	1,5 x 60°
C053450095	---	254	110	80	40	16	30	13	1,5 x 60°
C053450100	---	254	110	100	40	16	30	13	1,5 x 60°

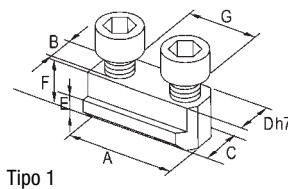
Codice	€	Per ø mandrini (mm)	A (mm)	B (mm)	C (mm)	D H7 (mm)	E (mm)	ø F (mm)	Passo P
C053450105	---	254	110	120	40	16	30	13	1,5 x 60°
C053450110	---	305	125	60	50	18	30	15	1,5 x 60°
C053450115	---	305	125	70	50	18	30	15	1,5 x 60°
C053450120	---	305	125	80	50	18	30	15	1,5 x 60°
C053450125	---	305	125	100	50	18	30	15	1,5 x 60°
C053450130	---	305	125	120	50	18	30	15	1,5 x 60°
C053450135	---	305	125	150	50	18	30	15	1,5 x 60°
C053450140	---	305	125	60	50	21	30	17	1,5 x 60°
C053450145	---	305	125	70	50	21	30	17	1,5 x 60°
C053450150	---	305	125	80	50	21	30	17	1,5 x 60°
C053450155	---	305	125	100	50	21	30	17	1,5 x 60°
C053450160	---	305	125	120	50	21	30	17	1,5 x 60°
C053450165	---	305	125	150	50	21	30	17	1,5 x 60°
C053450170	---	381	165	80	60	22*	43	21	1,5 x 60°
C053450175	---	381	165	100	60	22*	43	21	1,5 x 60°
C053450180	---	381	165	120	60	22*	43	21	1,5 x 60°
C053450185	---	381	165	150	60	22*	43	21	1,5 x 60°
C053450190	---	457	180	100	70	25	60	21	3 x 60°
C053450195	---	457	180	120	70	25	60	21	3 x 60°

*A richiesta fornibili con la quota D H7=25,5 mm.

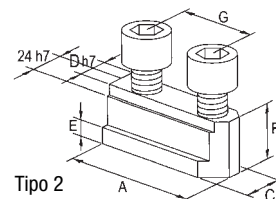
Tassello doppio KITAGAWA



Tassello doppio per mandrini autocentranti KITAGAWA pneumatici idraulici.



Tipo 1



Tipo 2

Codice	€	Per ø mandrini (mm)	Tipo	A (mm)	B	C (mm)	D H7 (mm)	E (mm)	F (mm)	G (mm)
C053500005	---	110-127	1	26	M8	15	10	5,5	15	14
C053500010	---	152	1	38	M10	16	12	7,5	18,5	20
C053500015	---	203	1	45	M12	20	14	8	20	25
C053500020	---	254	1	51	M12	23	16	8	21,5	30
C053500025	---	305	1	54	M14	26	18	9	27,5	30

Codice	€	Per ø mandrini (mm)	Tipo	A (mm)	B	C (mm)	D H7 (mm)	E (mm)	F (mm)	G (mm)
C053500030	---	305	1	56	M16	30	21	11,5	28	30
C053500035	---	381-454	2	75	M20	34	22	16,5	45,5	43
C053500040	---	530-610	1	95	M20	35	25	19	45	60
C053500045	---	381-454	1	95	M20	35	25,5	20	40	60